

Self-registration of public users

Public user may create their own account in the platform manually and without the intervention of the platform administrator. They can do this via self-registration feature of Tempus.


Please note that the user wont be able to receive a verification email if the register via self-registration as they are already setting up their own username and password.

Please also note that NOT all courses available in the platform can be manually enrolled by self-registration. Some of the courses may require a password to get in.

- Go to the login page
- Click on the "Create Account" button

The image shows a login and registration interface for KAEFER. At the top left is the KAEFER logo with the tagline "When it counts, count on us." Below the logo are two input fields: one for the username, which contains "andlen.go", and one for the password, which contains the placeholder text "Password". Below the password field is a checked checkbox labeled "Remember username". There are two prominent red buttons: "Log in" on the left and "Create account" on the right. The "Create account" button is highlighted with a red rectangular box. Below the buttons, there are two links: "Forgotten your username or password?" and "Need help signing in?". At the bottom of the page, there is contact information: a phone number "1300 580 466" and an email address "tempus.support@site.edu.au".

- Fill-in required fields in the new user form



New account

Choose your username and password

Username*

The password must have at least 8 characters, at least 1 digit(s), at least 1 lower case letter(s), at least 1 upper case letter(s), at least 1 non-alphanumeric character(s) such as *, -, or #

Password*

More details

Email address*

Email (again)*


First name*

Surname*


City/town

Country

There are required fields in this form marked * .



- Set your password
- Click the confirmation button from the page and then click continue



Please click on the link below to confirm your new account.
If you need help, please contact the site administrator.

Thanks, testselfenrol04 Test

Continue

- From the dashboard, select available course/s you want to enroll in

Popular

HRIR Induction

HR IR INDUCTION ACCIONA

Price: N/A

- Click the "enrol me" button

HR IR INDUCTION ACCIONA | Module on Policies

▼ Self enrolment (Student)

No enrolment key required.

Enrol me

Cancel

- You may then receive an email confirmation of your enrolment